

# GENESIS<sup>®</sup>

## MCCD METERING/CHROME CLEANER & DESENSITIZER FOR USE WITH CONVENTIONAL INKS







Genesis<sup>®</sup> MCCD cleans and desensitizes chrome and rubber dampening rollers all in one step.

- 1 Remove water pan level ring. Allow water level to drop below pan roller contact.
- 2 Utilize tight fitting gloves for skin protection.
- 3 Shake GENESIS<sup>®</sup> Metering/Chrome Cleaner and Desensitizer well and apply liberal amount to a damp sponge.
- 4 Apply GENESIS<sup>®</sup> Metering/Chrome Cleaner and Desensitizer with slight pressure to a slowly rotating metering roller. Turn sponge over and apply liberal amount of GENESIS<sup>®</sup> Metering/Chrome Cleaner and Desensitizer and again with pressure repeat the application.
- 5 A light film will appear on the metering and chrome water rollers after ink has been cleaned from the rollers. You are ready to replace the pan ring and print.

### VOC METHOD 24:

1.6 lbs. per US gallon in concentrate

Genesis<sup>®</sup> Metering/Chrome Cleaner & Desensitizer does not contain any reportable level of SARA Title 313 or HAPS Chemicals.

FEATURE	BENEFIT
 One step cleaner and desensitizer for both rubber and chrome dampening rollers	 <i>Time savings, less inventory and no need to gum rollers</i>
 Low VOC	 <i>Reduction in reporting</i>
 No regulated toxins	 <i>Improved employee and community safety</i>

**PACKAGING**  
Quart (9 per case)

**PRODUCT CODE**  
MCCD



**AMERIKAL PRODUCTS CORPORATION**

2115 Northwestern Avenue ■ Waukegan, Illinois 60087 ■ 847-244-3600 ■ [www.amerikal.com](http://www.amerikal.com)